







RESTORING PAINTED METAL

What you'll need:

	Dremel 200 Series		Polishing Compound		Polishing Point 10mm
	Polishing Wheel 13mm				

Other Supplies:

- Rubber Gloves
- Paint Solvent and Brush
- Cloth Rags
- Polishing Compound
- Spray Lacquer

Step by step direction



Step 1

Several layers of paint may be hiding a beautiful metal door plate.



Step 2

Strip the metal hardware with paint solvent in a well-ventilated area. (Be sure to use eye protection.)



Step 3

Clean any detailed areas with the 404 bristle brush. Using 421 polishing compound, polish the hardware with the 404 brush or the 429 polishing wheel. A clean felt wheel will work well to remove excess polishing compound and bring the metal to a high luster. Recommended speed: 15.000 rpm.



Step 4

After you achieve the desired finish, spray the metal hardware with lacquer to maintain its luster.